



**Tees**

Dimensions	Weight/ Piece	Finish			
		M.F.	C.A.	D.B.A.	BLK
.750 X .750 X .125 X 16'	3.30	X			
1.00 X 1.00 X .125 X 16'	4.50	X			
1.25 X .875 X .125 X 16'	4.80	X			
1.255 X .422 X .060 X 12'	1.22	X	X		
1.50 X 1.25 X .125 X 16'	6.30	X			
1.25 X 1.50 X .125 X 16'	6.50	X			
1.50 X 1.50 X .188 X 16'	6.50	X			
2.00 X .750 X .125 X 16'	6.30	X			
2.00 X 2.00 X .250 X 16'	18.02	X			
3.00 X 1.50 X .125 X 20'	9.89	X			
3.00 X 1.625 X .125 X 20'	12.98	X			
3.00 X 3.00 X .188 X 16'	20.64	X			

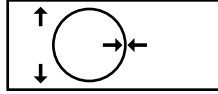


**Zees**

Dimensions	Weight/ Piece	Finish			
		M.F.	C.A.	D.B.A.	BLK
.250 X .625 X .063 X 16'	1.47	X			
.875 X .750 X .125 X 16'	5.01	X			



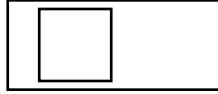
# 6063-T5 Round Tubes



Dimensions	Weight/ Piece	Finish			
		M.F.	C.A.	D.B.A.	BLK
.500 O.D X .063 X 12'	1.26	X			
.750 O.D X .063 X 12'	2.02	X			
.750 O.D X .125 X 12'	5.93	X			
.750 O.D X .063 X 12'	2.02	X			
.875 O.D X .058 X 20'	3.58	X			
1.00 O.D X .090 X 12'	3.82	X			
1.00 O.D X .125 X 16'	6.48	X			
1.25 O.D X .063 X 20'	5.80	X			
1.25 O.D X .125 X 16'	8.48	X			
1.50 O.D X .125 X 20'	12.68	X			
1.75 O.D X .250 X 20'	1.42	X			
2.00 O.D X .125 X 20'	17.66	X			
2.50 O.D X .065 X 96"	4.70		X		



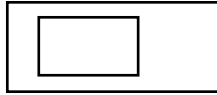
# 6063-T5 Square Tubes



Dimensions	Weight/ Piece	Finish			
		M.F.	C.A.	D.B.A.	BLK
.500 SQ. X .063 X 21'	2.67	X			
.750 SQ. X .063 X 21'	4.31	X			
.750 SQ. X .125 X 21'	7.75	X			
.875 SQ. X .063 X 21'	4.81	X			
1.00 SQ. X .063 X 21'	5.75	X	X		
1.00 SQ. X .125 X 21'	11.03	X	X		
1.25 SQ. X .125 X 21'	14.18	X			
1.50 SQ. X .063 X 21'	9.02	X			
1.50 SQ. X .125 X 21'	17.43	X			
1.50 SQ. X .250 X 21'	31.63	X			
1.75 SQ. X .125 X 24'	22.94	X	X	X	
2.00 SQ. X .063 X 21'	12.78	X			
2.00 SQ. X .125 X 21'	23.80	X	X		
2.00 SQ. X .188 X 21'	33.66	X			
2.00 SQ. X .250 X 21'	44.10	X			
2.50 SQ. X .125 X 21'	29.34	X	X		
2.50 SQ. X .250 X 21'	43.22	X			
3.00 SQ. X .125 X 21'	36.50	X	X		
3.00 SQ. X .188 X 21'	52.23	X			
3.00 SQ. X .250 X 21'	67.91	X			
3.50 SQ. X .125 X 21'	80.56	X			
4.00 SQ. X .125 X 21'	49.14	X	X		
4.00 SQ. X .250 X 21'	94.50	X			
5.00 SQ. X .125 X 21'	60.21	X			
5.00 SQ. X .250 X 21'	117.31	X			
6.00 SQ. X .125 X 21'	72.56	X			
6.00 SQ. X .250 X 21'	142.00	X			
8.00 SQ. X .188 X 24'	165.82	X			



## 6063-T5 Rectangular Tubes

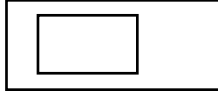


Dimensions	Weight/ Piece	Finish			
		M.F.	C.A.	D.B.A.	BLK
.500 X 1.00 X .063 X 21'	4.24	X			
.500 X 1.00 X .125 X 21'	7.92	X			
.750 X 1.50 X .125 X 21'	12.68	X			
1.00 X 1.50 X .125 X 21'	14.25	X			
1.00 X 2.00 X .063 X 21'	9.18	X			
1.00 X 2.00 X .125 X 21'	17.41	X			
1.00 X 3.00 X .125 X 21'	23.63	X			
1.00 X 4.00 X .125 X 21'	29.95	X	X	X	
1.25 X 2.50 X .125 X 21'	22.18	X			
1.25 X 3.00 X .125 X 21'	24.50	X			
1.50 X 2.00 X .125 X 21'	20.51	X			
1.50 X 2.50 X .125 X 21'	23.60	X			
1.50 X 3.00 X .125 X 21'	26.12	X			
1.50 X 3.00 X .188 X 21'	38.26	X			
1.75 X 2.25 X .125 X 21'	23.65	X			
1.75 X 3.00 X .125 X 21'	28.28	X			
1.75 X 3.50 X .125 X 21'	30.87	X			
1.50 X 4.00 X .125 X 21'	33.10	X			
1.75 X 4.00 X .125 X 21'	34.43	X	X	X	
1.75 X 4.50 X .125 X 24'	48.39	X	X		
1.75 X 5.00 X .125 X 21'	40.40	X			
2.00 X 3.00 X .125 X 21'	29.83	X			
2.00 X 3.00 X .188 X 24'	50.06	X			
2.00 X 3.00 X .250 X 21'	56.70	X			
2.00 X 4.00 X .125 X 21'	35.49	X			
2.00 X 4.00 X .125 X 24'	40.56	X	X		
2.00 X 4.00 X .250 X 21'	36.23	X			
2.00 X 5.00 X .125 X 21'	42.25	X			
2.00 X 5.00 X .188 X 21'	62.77	X			

Additional sizes and alloys are available. Call 800.899.2726.

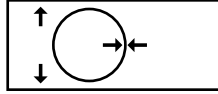


# 6063-T5 Rectangular Tubes, cont.



Dimensions	Weight/ Piece	Finish			
		M.F.	C.A.	D.B.A.	BLK
2.00 X 6.00 X .125 X 21'	49.12	X	X	X	
2.00 X 6.00 X .188 X 21'	70.10	X			
2.00 X 6.00 X .250 X 24'	108.00	X			
2.00 X 8.00 X .125 X 21'	61.70	X			
2.50 X 5.50 X .125 X 24'	55.83	X			
3.00 X 4.00 X .125 X 21'	42.55	X			
3.00 X 5.00 X .125 X 21'	47.80	X			
3.00 X 6.00 X .125 X 21'	91.53	X			
3.00 X 6.00 X .188 X 21'	81.69	X			
4.00 X 6.00 X .188 X 21'	88.73	X			
4.00 X 6.00 X .250 X 24'	133.94	X			

# 6063-T5, 6061-T6 Aluminum Pipe

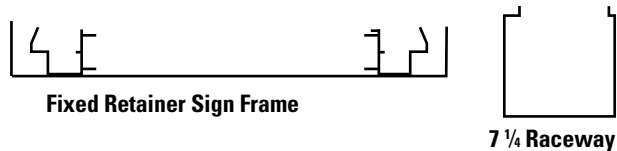
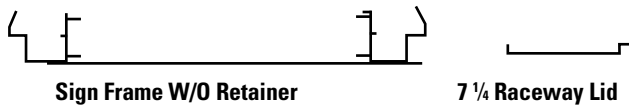


Dimensions	Weight/ Piece	Finish M.F.	6063 T5 SCHD 40	6061 T6 SCHD 40	6061 T6 SCHD 80
.125 ALUM PIPE X 12'	1.02	X		X	
.250 ALUM PIPE X 12'	1.76	X		X	
.375 ALUM PIPE X 12'	2.35	X		X	
.500 ALUM PIPE X 20'	5.88	X	X	X	
.750 ALUM PIPE X 20'	7.82	X	X	X	
1.00 ALUM PIPE X 20'	11.62	X	X	X	X
1.25 ALUM PIPE X 20'	15.72	X	X	X	X
1.50 ALUM PIPE X 20'	18.80	X	X	X	X
2.00 ALUM PIPE X 20'	25.28	X	X	X	X
2.50 ALUM PIPE X 20'	40.08	X	X	X	X
3.00 ALUM PIPE X 20'	52.42	X	X	X	X
3.50 ALUM PIPE X 20'	63.02	X	X	X	X
4.00 ALUM PIPE X 20'	74.66	X	X	X	X
5.00 ALUM PIPE X 20'	101.14	X	X	X	X
6.00 ALUM PIPE X 20'	131.22	X	X	X	X
8.00 ALUM PIPE X 20'	197.56	X	X	X	
10.00 ALUM PIPE X 20'	280.00	X	X	X	
12.00 ALUM PIPE X 20'	370.40	X	X	X	



# 6063-T5 Sign Frame Stock

Dimensions	Weight/ Piece	Finish M.F.
7.25" RACEWAY X 20'	74.54	X
7.25" RACEWAY LID X 20'	36.16	X
4" FRAME W/O RTNR X 24'6"	20.04	X
4" FRAME W/ RTNR X 24'6"	27.25	X
7" FRAME W/O RTNR X 24'6"	24.60	X
7" FRAME W/ RTNR X 24'6"	36.43	X
10" FRAME W/O RTNR X 24'6"	55.54	X
10" FRAME W/ RTNR X 24'6"	76.69	X
12" FRAME W/O RTNR X 24'6"	62.89	X
12" FRAME W/ RTNR X 24'6"	84.04	X
SIGN FRAME ANG 4" X 24'6"	2.94	X
SIGN FRAME ANG 7" X 24'6"	5.42	X
SIGN FRAME ANG 1½" X 24'6"	10.56	X
1.50" DOUBLE TEE X 24'	10.04	X



Additional sizes and alloys are available. Call 800.899.2726.





## 6061-T6 Solid Diameter Rods



Dimensions	Weight/ Piece	Finish M.F.
.125 DIA. X 12'	0.17	M. F.
.250 DIA. X 12'	0.69	M.F.
.313 DIA. X 12'	1.08	M. F.
.375 DIA. X 12'	1.56	M. F.
.438 DIA. X 12'	2.12	M.F.
.500 DIA. X 12'	2.77	M. F.
.625 DIA. X 12'	4.32	M. F.
.813 DIA. X 12'	7.31	M. F.
.875 DIA. X 12'	8.48	M. F.
1.00 DIA. X 12'	11.07	M. F.
1.125 DIA. X 12'	14.02	M. F.
1.188 DIA. X 12'	15.62	M.F.
1.250 DIA. X 12'	17.30	M. F.
1.375 DIA. X 12'	20.94	M.F.
1.500 DIA. X 12'	24.91	M. F.
1.563 DIA. X 12'	27.04	M. F.
1.625 DIA. X 12'	29.23	M.F.
1.750 DIA. X 12'	33.91	M.F.
1.875 DIA. X 12'	36.37	M. F.
2.00 DIA. X 12'	44.29	M. F.
2.50 DIA X 12'	69.20	M. F.
3.00 DIA. X 12'	99.65	M.F.
3.50 DIA. X 12'	135.60	M.F.
4.00 DIA. X 12'	177.12	M.F.
4.50 DIA. X 12'	224.16	M.F.
5.00 DIA. X 12'	276.84	M. F.
5.50 DIA. X 12'	336.00	M.F.
6.00 DIA. X 12'	398.64	M.F.
6.50 DIA. X 12'	467.76	M.F.

Dimensions	Weight/ Piece	Finish M.F.
7.00 DIA. X 12'	542.52	M.F.
7.50 DIA. X 12'	622.80	M.F.
8.00 DIA. X 12'	708.60	M.F.

Additional sizes and alloys are available. Call 800.899.2726.





# 6061-T6 Square Bar



Dimensions	Weight/ Piece	Finish M.F.
.250 SQ. BAR X 12'	0.88	M.F.
.313 SQ. BAR X 12'	1.38	M.F.
.375 SQ. BAR X 12'	1.99	M.F.
.500 SQ. BAR X 12'	3.53	M.F.
.750 SQ. BAR X 12'	7.91	M. F.
1.00 SQ. BAR X 12'	14.11	M.F.
1.125 SQ. BAR X 12'	17.87	M.F.
1.25 SQ. BAR X 12'	22.06	M. F.
1.50 SQ. BAR X 12'	31.75	M. F.
1.75 SQ. BAR X 12'	43.18	M.F.
2.00 SQ. BAR X 12'	56.45	M. F.
2.50 SQ. BAR X 12'	88.12	M. F.
3.00 SQ. BAR X 12'	126.84	M. F.
3.50 SQ. BAR X 12'	172.68	M. F.
4.00 SQ. BAR X 12'	225.60	M. F.
5.00 SQ. BAR X 12'	352.44	M. F.
6.00 SQ. BAR X 12'	508.08	M. F.



# 6061-T6 Rectangular Bar



Dimensions	Weight/ Piece	Finish M.F.
.125 X .625 X 12'	1.14	X
.125 X .750 X 12'	1.32	X
.125 X 1.00 X 12'	1.76	X
.125 X 1.25 X 12'	2.28	X
.125 X 1.50 X 12'	2.66	X
.125 X 2.00 X 12'	3.53	X
.125 X 2.25 X 12'	4.08	X
.125 X 2.50 X 12'	4.41	X
.125 X 3.00 X 12'	5.29	X
.125 X 4.00 X 12'	7.06	X
.188 X .500 X 12'	1.37	X
.188 X .750 X 12'	1.99	X
.188 X 1.00 X 12'	2.66	X
.188 X 1.25 X 12'	3.31	X
.188 X 1.50 X 12'	3.96	X
.188 X 2.00 X 12'	5.29	X
.188 X 2.50 X 12'	6.61	X
.188 X 3.00 X 12'	7.93	X
.188 X 3.50 X 12'	9.28	X
.188 X 4.00 X 12'	10.60	X
.250 X .500 X 12'	1.80	X
.250 X .750 X 12'	2.74	X
.250 X 1.00 X 12'	3.60	X
.250 X 1.25 X 12'	4.55	X
.250 X 1.50 X 12'	5.39	X
.250 X 1.75 X 12'	6.29	X
.250 X 2.00 X 12'	7.19	X
.250 X 2.25 X 12'	7.94	X
.250 X 2.50 X 12'	8.99	X

Dimensions	Weight/ Piece	Finish M.F.
.250 X 2.75 X 12'	9.71	X
.250 X 3.00 X 12'	10.93	X
.250 X 3.25 X 12'	11.48	X
.250 X 3.50 X 12'	12.36	X
.250 X 4.00 X 12'	14.64	X
.250 X 4.50 X 12'	15.84	X
.250 X 5.00 X 12'	17.64	X
.250 X 6.00 X 12'	21.60	X
.250 X 7.00 X 12'	24.67	X
.250 X 8.00 X 12'	28.20	X
.250 X 10.00 X 12'	35.24	X
.250 X 12.00 X 12'	42.29	X
.313 X .500 X 12'	2.28	X
.313 X .750 X 12'	3.42	X
.313 X 1.00 X 12'	4.41	X
.313 X 1.25 X 12'	5.51	X
.313 X 1.50 X 12'	6.61	X
.313 X 2.00 X 12'	9.10	X
.313 X 3.00 X 12'	13.68	X
.313 X 5.00 X 12'	21.46	X
.375 X .500 X 12'	2.74	X
.375 X .750 X 12'	4.10	X
.375 X 1.00 X 12'	5.46	X
.375 X 1.25 X 12'	6.83	X
.375 X 1.50 X 12'	8.20	X
.375 X 1.75 X 12'	9.56	X
.375 X 2.00 X 12'	10.93	X
.375 X 2.50 X 12'	13.68	X
.375 X 2.75 X 12'	14.54	X

Additional sizes and alloys are available. Call 800.899.2726.



# 6061-T6 Rectangular Bar, cont.



Dimensions	Weight/ Piece	Finish M.F.
.375 X 3.00 X 12'	16.44	X
.375 X 3.50 X 12'	18.48	X
.375 X 4.00 X 12'	21.84	X
.375 X 5.00 X 12'	26.40	X
.375 X 6.00 X 12'	32.76	X
.375 X 8.00 X 12'	42.36	X
.375 X 10.00 X 12'	53.04	X
.375 X 12.00 X 12'	63.44	X
.500 X .750 X 12'	5.28	X
.500 X 1.00 X 12'	7.06	X
.500 X 1.25 X 12'	8.82	X
.500 X 1.50 X 12'	10.37	X
.500 X 1.75 X 12'	12.34	X
.500 X 2.00 X 12'	14.11	X
.500 X 2.50 X 12'	17.82	X
.500 X 3.00 X 12'	21.17	X
.500 X 3.50 X 12'	24.67	X
.500 X 4.00 X 12'	28.18	X
.500 X 4.50 X 12'	31.72	X
.500 X 5.00 X 12'	35.24	X
.500 X 5.50 X 12'	38.77	X
.500 X 6.00 X 12'	42.34	X
.500 X 8.00 X 12'	56.45	X
.500 X 10.00 X 12'	70.49	X
.500 X 12.00 X 12'	84.59	X
.500 X 14.00 X 12'	98.69	X
.625 X 1.00 X 12'	8.81	X
.625 X 1.25 X 12'	11.01	X
.625 X 1.50 X 12'	13.24	X

Dimensions	Weight/ Piece	Finish M.F.
.625 X 2.00 X 12'	17.64	X
.625 X 3.00 X 12'	26.44	X
.625 X 5.00 X 12'	44.05	X
.750 X 1.00 X 12'	10.57	X
.750 X 1.25 X 12'	13.24	X
.750 X 1.50 X 12'	15.53	X
.750 X 1.75 X 12'	18.50	X
.750 X 2.00 X 12'	21.17	X
.750 X 2.50 X 12'	26.41	X
.750 X 3.00 X 12'	31.75	X
.750 X 3.50 X 12'	37.04	X
.750 X 4.00 X 12'	42.26	X
.750 X 4.50 X 12'	47.58	X
.750 X 5.00 X 12'	52.87	X
.750 X 6.00 X 12'	63.50	X
.750 X 8.00 X 12'	112.78	X
.750 X 10.00 X 12'	105.96	X
.750 X 12.00 X 12'	126.84	X
1.00 X 1.25 X 12'	17.62	X
1.00 X 1.50 X 12'	21.38	X
1.00 X 1.75 X 12'	24.67	X
1.00 X 2.00 X 12'	28.22	X
1.00 X 2.50 X 12'	35.24	X
1.00 X 3.00 X 12'	42.34	X
1.00 X 3.50 X 12'	49.34	X
1.00 X 4.00 X 12'	56.45	X
1.00 X 5.00 X 12'	70.49	X
1.00 X 6.00 X 12'	84.67	X
1.00 X 7.00 X 12'	98.69	X

## 6061-T6 Rectangular Bar, cont.



Dimensions	Weight/ Piece	Finish M.F.
1.00 X 8.00 X 12'	112.78	X
1.00 X 10.00 X 12'	141.00	X
1.00 X 12.00 X 12'	169.20	X
1.00 X 14.00 X 12'	197.40	X
1.25 X 1.50 X 12'	26.44	X
1.25 X 2.00 X 12'	35.28	X
1.25 X 2.50 X 12'	44.05	X
1.25 X 3.00 X 12'	52.87	X
1.25 X 4.00 X 12'	70.49	X
1.25 X 4.50 X 12'	79.30	X
1.25 X 5.00 X 12'	88.12	X
1.50 X 2.00 X 12'	42.34	X
1.50 X 2.50 X 12'	52.87	X
1.50 X 3.00 X 12'	63.50	X
1.50 X 4.00 X 12'	84.59	X
1.50 X 5.00 X 12'	108.00	X
1.50 X 5.50 X 12'	116.30	X
1.50 X 6.00 X 12'	126.84	X
1.50 X 6.50 X 12'	137.40	X
1.50 X 12.00 X 12'	253.80	X
1.50 X 14.00 X 12'	296.40	X
2.00 X 2.50 X 12'	70.49	X
2.00 X 3.00 X 12'	84.67	X
2.00 X 3.50 X 12'	98.88	X
2.00 X 4.00 X 12'	112.78	X
2.00 X 5.00 X 12'	141.00	X
2.00 X 6.00 X 12'	169.20	X
2.00 X 8.00 X 12'	226.80	X
2.00 X 10.00 X 12'	283.20	X

Dimensions	Weight/ Piece	Finish M.F.
2.00 X 12.00 X 12'	339.60	X
2.00 X 14.00 X 12'	396.00	X
2.50 X 3.00 X 12'	105.73	X
2.50 X 3.50 X 12'	123.36	X
2.50 X 4.00 X 12'	141.00	X
2.50 X 4.50 X 12'	158.64	X
2.50 X 5.00 X 12'	176.28	X
2.50 X 3.00 X 12'	105.73	X
2.50 X 3.50 X 12'	123.36	X
2.50 X 4.00 X 12'	141.00	X
2.50 X 4.50 X 12'	158.64	X
2.50 X 5.00 X 12'	176.28	X
3.00 X 3.50 X 12'	148.08	X
3.00 X 4.00 X 12'	169.20	X
3.00 X 5.00 X 12'	211.32	X
3.00 X 6.00 X 12'	253.80	X
4.00 X 5.00 X 12'	282.00	X
4.00 X 6.00 X 12'	338.40	X

*\* Special sizes may also be cut from plate.*



# 6061-T6 Equal Angles/Unequal Angles



## 6061-T6 Equal Angles

Dimensions	Weight/ Piece	Finish
.750 X .750 X .125 X 25'	5.15	M. F.
1.00 X 1.00 X .125 X 25'	7.03	M. F.
1.00 X 1.00 X .188 X 25'	10.23	M. F.
1.00 X 1.00 X .250 X 25'	12.85	M. F.
1.25 X 1.25 X .125 X 25'	8.90	M. F.
1.25 X 1.25 X .188 X 25'	13.05	M. F.
1.25 X 1.25 X .250 X 25'	16.50	M. F.
1.50 X 1.50 X .125 X 25'	10.88	M. F.
1.50 X 1.50 X .188 X 25'	15.80	M. F.
1.50 X 1.50 X .250 X 25'	20.25	M. F.
1.75 X 1.75 X .125 X 25'	12.75	M. F.
1.75 X 1.75 X .188 X 25'	18.50	M. F.
1.75 X 1.75 X .250 X 25'	24.00	M. F.
2.00 X 2.00 X .125 X 25'	14.53	M. F.
2.00 X 2.00 X .188 X 25'	21.50	M. F.
2.00 X 2.00 X .250 X 25'	28.25	M. F.
2.00 X 2.00 X .375 X 25'	40.25	M. F.
2.50 X 2.50 X .188 X 25'	26.75	M. F.
2.50 X 2.50 X .250 X 25'	35.00	M. F.
2.50 X 2.50 X .375 X 25'	51.25	M. F.
3.00 X 3.00 X .188 X 25'	32.75	M. F.
3.00 X 3.00 X .250 X 25'	42.00	M. F.
3.00 X 3.00 X .375 X 25'	61.75	M. F.
3.00 X 3.00 X .500 X 25'	80.68	M.F.
3.50 X 3.50 X .250 X 25'	49.75	M. F.
3.50 X 3.50 X .375 X 25'	73.25	M. F.
3.50 X 3.50 X .500 X 25'	97.75	M. F.

## 6061-T6 Unequal Angles

Dimensions	Weight/ Piece	Finish
1.50 X 1.25 X .125 X 25'	9.68	M.F.
1.50 X 1.25 X .188 X 25'	14.25	M.F.
1.50 X 1.25 X .250 X 25'	18.50	M. F.
1.75 X 1.25 X .125 X 25'	10.53	M. F.
1.75 X 1.25 X .188 X 25'	18.28	M. F.
2.00 X 1.50 X .125 X 25'	12.65	M. F.
2.00 X 1.50 X .188 X 25'	18.37	M. F.
2.00 X 1.50 X .250 X 25'	24.00	M. F.
2.50 X 1.50 X .188 X 25'	21.25	M. F.
2.50 X 1.50 X .250 X 25'	27.75	M. F.
2.50 X 2.00 X .188 X 25'	24.03	M. F.
2.50 X 2.00 X .250 X 25'	31.50	M. F.
3.00 X 1.00 X .125 X 25'	14.53	M. F.
3.00 X 2.00 X .188 X 25'	26.75	M. F.
3.00 X 2.00 X .250 X 25'	35.00	M. F.
3.00 X 2.00 X .375 X 25'	51.25	M. F.
3.00 X 2.50 X .250 X 25'	38.50	M.F.
3.50 X 2.50 X .250 X 25'	42.00	M. F.
4.00 X 3.00 X .250 X 25'	49.75	M. F.
4.00 X 3.00 X .375 X 25'	73.25	M. F.
4.00 X 3.00 X .500 X 25'	95.75	M. F.
5.00 X 3.00 X .250 X 25'	57.00	M. F.
5.00 X 3.00 X .375 X 25'	83.75	M. F.
5.00 X 3.00 X .500 X 25'	110.00	M. F.
5.00 X 3.50 X .500 X 25'	117.68	M. F.
6.00 X 3.50 X .375 X 25'	103.03	M. F.
6.00 X 4.00 X .375 X 25'	106.00	M. F.

# 6061-T6 Equal Angles/Unequal Angles, cont.



## 6061-T6 Equal Angles

Dimensions	Weight/ Piece	Finish
4.00 X 4.00 X .250 X 25'	57.00	M. F.
4.00 X 4.00 X .375 X 25'	84.50	M. F.
4.00 X 4.00 X .500 X 25'	110.25	M. F.
5.00 X 5.00 X .375 X 25'	107.00	M.F.
5.00 X 5.00 X .500 X 25'	139.50	M.F.
6.00 X 6.00 X .375 X 25'	128.00	M.F.
6.00 X 6.00 X .500 X 25'	168.75	M. F.
6.00 X 6.00 X .750 X 25'	252.50	M. F.
8.00 X 8.00 X .500 X 25'	228.50	M.F.
8.00 X 8.00 X .750 X 25'	337.50	M.F.
8.00 X 8.00 X 1.00 X 25'	450.00	M.F.



## 6061-T6 Unequal Angles

Dimensions	Weight/ Piece	
6.00 X 4.00 X .500 X 25'	139.00	M. F.